



SignPro Systems

www.signmakers-handbook.com



Well designed, user friendly, versatile...

Faster delivery at a better price!

STYLISH, VERSATILE, AND AFFORDABLE

At SignPro Systems (SPS), we've recognized a need for more efficient service and faster delivery at a better price, and you should expect no less from us. We're committed to providing affordable solutions and working hand in hand with your sign professional to make your project a success, in the fastest possible response time.

The Sign Makers' Handbook is your guide to a range of well-designed, user-friendly, versatile and highly cost-competitive sign solutions.

SPS frames can accommodate a multitude of sign substrates and fabrication methods, from printed paper inserts mounted with the protective lens, to laminated prints, cut vinyl, photo-polymer, ADA faces, engraved plastics, metal and more. Your sign professional will help you find the material that's right for your project.

SPS frames are easy to install and update by simply removing one sign insert and replacing it with another. You don't even need to remove the frame from wherever it's mounted or suspended.



Premium quality construction features a high quality extruded aluminum body, impact modified plastic molded endcaps and a clear, non-glare protective lens.



Contents

■ Wall Signs	1-2
■ Projecting Signs	3-4
■ Directory Signs	5-6
■ Desk Stands	6
■ Suspended Signs	7-8
■ Triangular Signs	9
■ Light Boxes	9
■ Snap-Frames	10
■ Additional Sign Products	10-13

Graphic dimension in inches/millimeters ⇨

8.5"/216

Extrusion dimension in inches/millimeters ⇨

8.64"/219

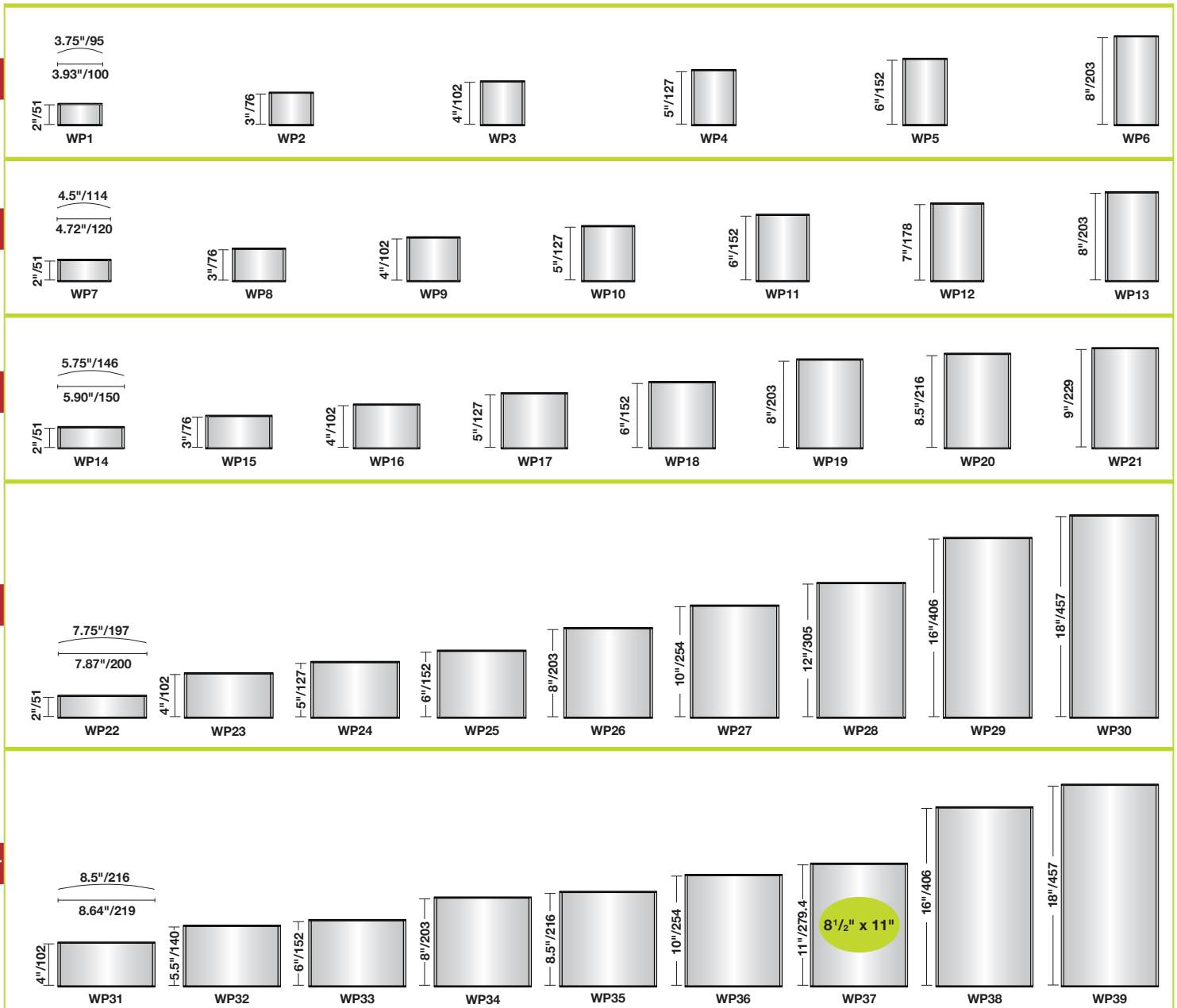


Wall Signs: WP & WL Series

A range of curved wall mountable sign frames, available in both portrait (WP) and landscape (WL) positions. Featuring a high quality extruded aluminum body with impact-modified plastic molded end caps.

Available in an anodized Silver or satin powder-coated Black finish. Clear non-glare lens, double-sided acrylic mounting tape and holes for screw mount are optional. Custom lengths are offered to meet your specifications.

Wall Signs: Portrait



Please note: All length measurements apply to the extrusion only and exclude the endcaps.



Wall Signs: *Landscape*

4"/102	6"/152	8"/203	10"/254	12"/305	14"/355	16"/406	18"/457	2.125"/54	2.36"/60	60
WL1	WL2	WL3	WL4	WL5	WL6	WL7	WL8			
10"/254	12"/305	14"/355	16"/406	18"/457	20"/508	22"/559	3.39"/100	3.75"/95	100	
WL9	WL10	WL11	WL12	WL13	WL14	WL15				
10"/254	12"/305	14"/355	16"/406	20"/508	24"/610	4.72"/120	4.50"/114	120		
WL16	WL17	WL18	WL19	WL20	WL21					
12"/305	14"/355	16"/406	20"/508	24"/610	26"/660	5.90"/150	5.75"/146	150		
WL22	WL23	WL24	WL25	WL26	WL27					
12"/305	16"/406	18"/457	20"/508	24"/610	28"/711	7.87"/200	7.75"/197	200		
WL28	WL29	WL30	WL31	WL32	WL33					
11"/279.4	14"/355	17"/432	20"/508	24"/610	8.64"/219	8.5"/216	Letter			
WL34	WL35	WL36	WL37	WL38						



Projecting Signs: PJP & PJP series

A range of double-sided, curved wall mountable systems that are available in both landscape (PJP) and portrait (PJP) positions.

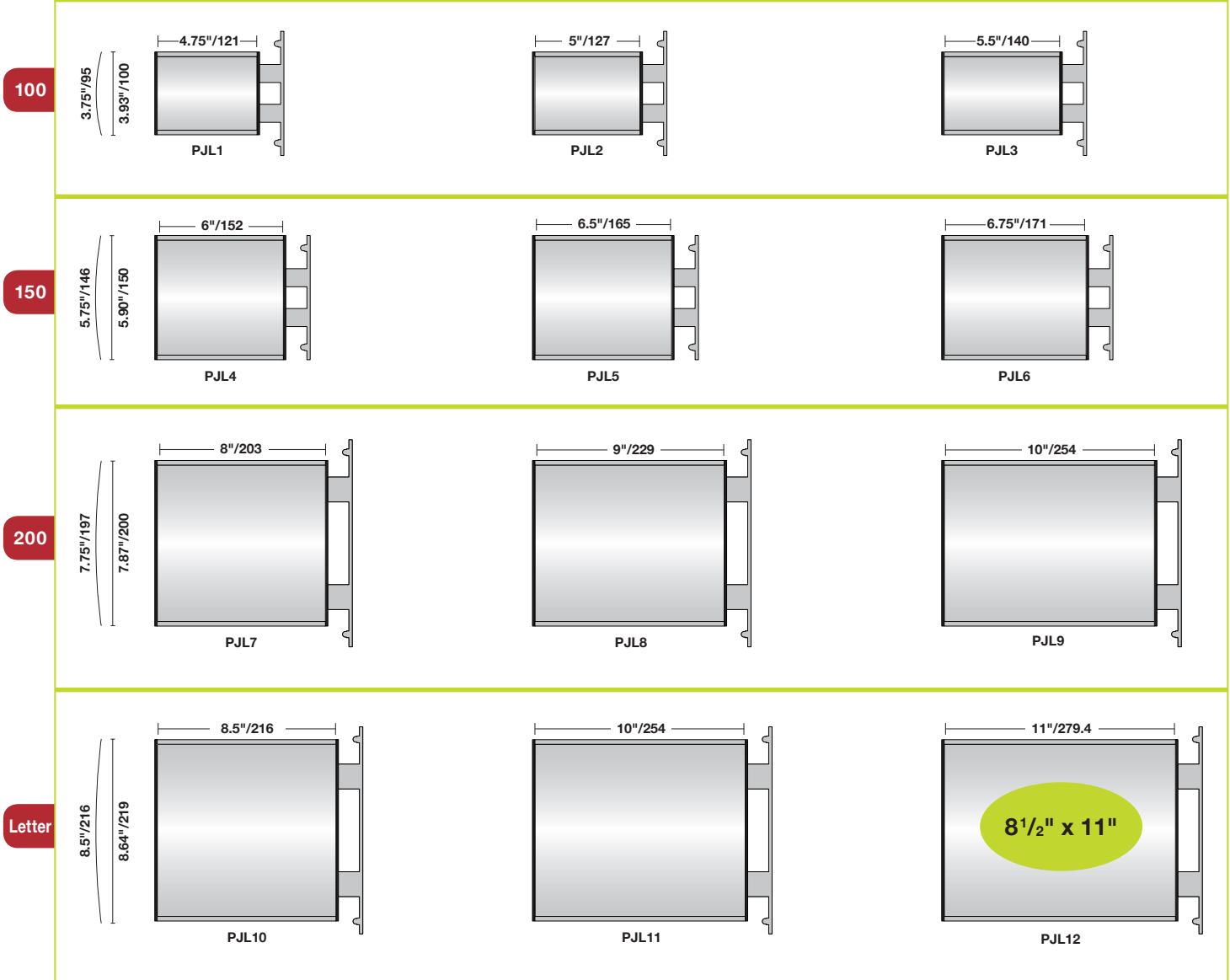
These signs feature a high quality extruded aluminum body with impact-modified, plastic molded, double end caps and a two-part steel wall mounting bracket. Available in an anodized Silver or satin powder-coated Black finish.

Comes complete with decorative cap nuts. Clear non-glare lens optional. Wall bracket is available only in silver.

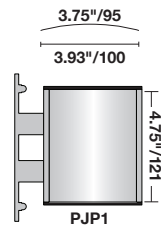
Custom lengths are offered to meet your specifications.



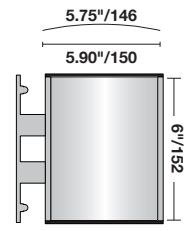
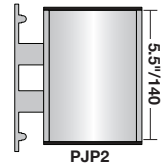
Projecting Signs: *Landscape*



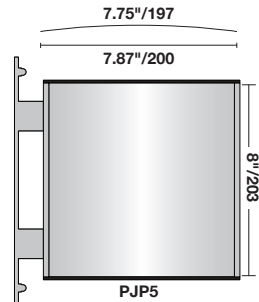
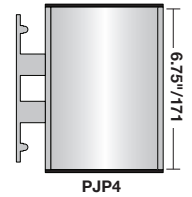
Projecting Signs: *Portrait*



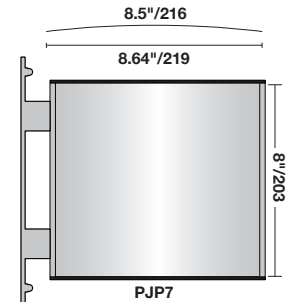
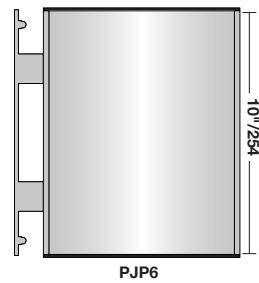
100



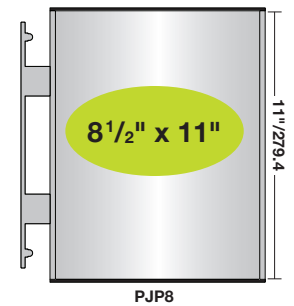
150



200



Letter

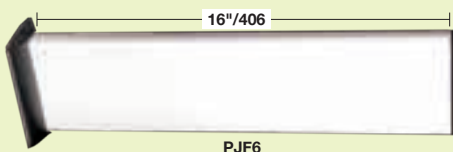

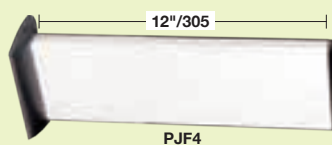
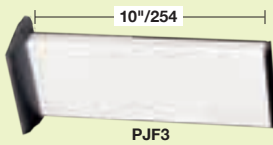
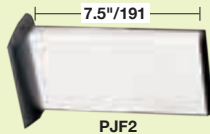
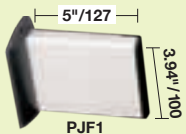


Projecting Signs: *Flat*

Projecting Signs: PF Series

A range of flat double-sided wall mountable projecting signs, typically used in the horizontal position. They are ideally suited for vinyl cut lettering & feature a rectangular extruded aluminum body with impact-modified plastic molded end caps, one of which doubles as a side mountable bracket.

Available in anodized Silver only, with Black end caps. Each system offers choices in length ranging from 5" up to 16" as well as custom lengths to meet your specifications.



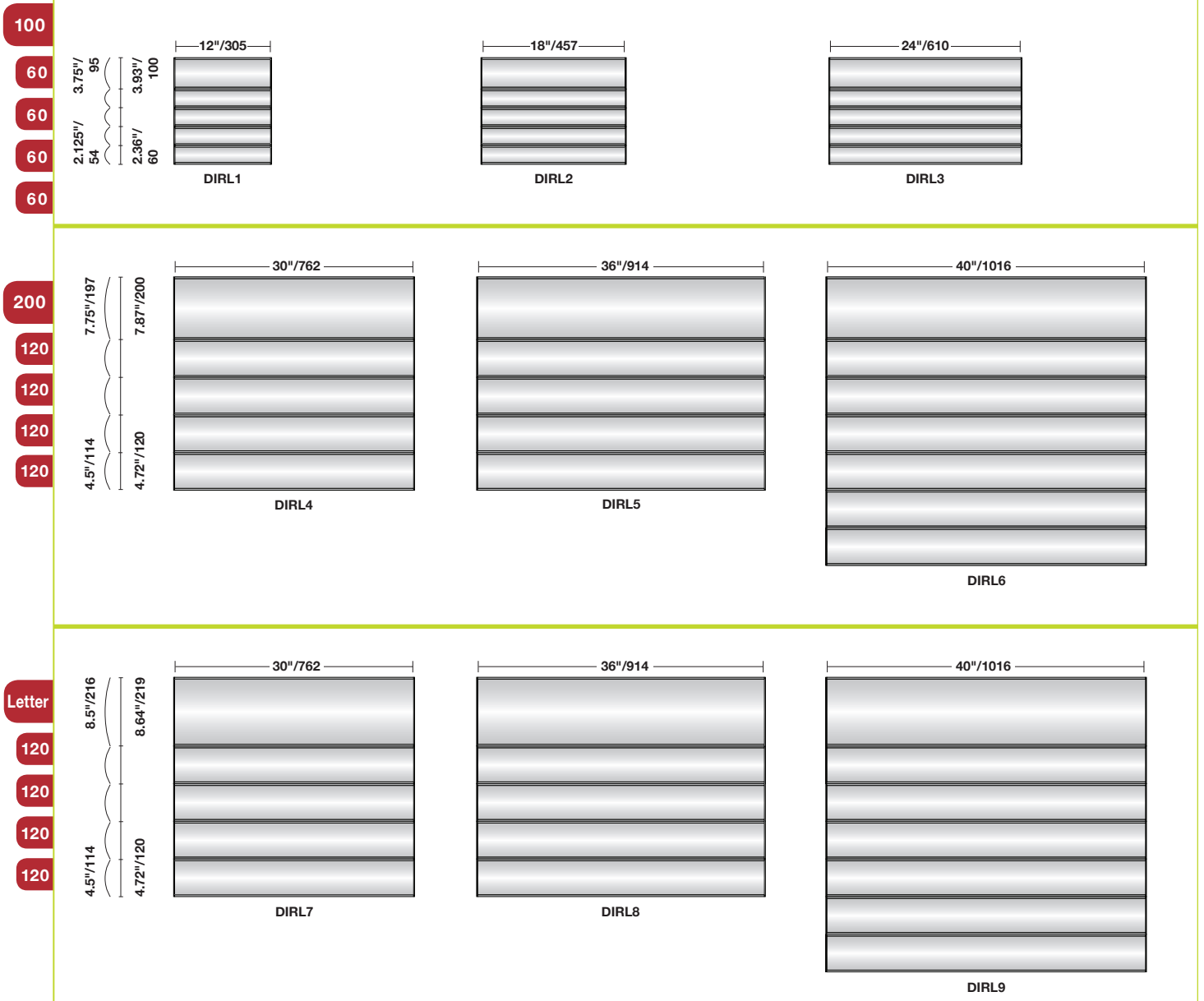


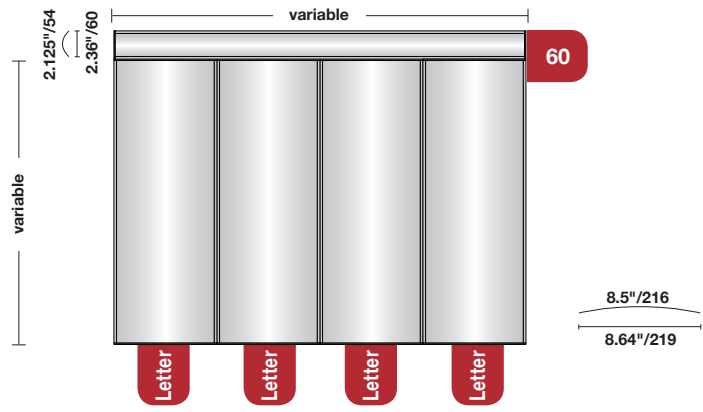
Directories: DIRL and DIRM Series

These sleek directories combine multiple adjacent frames and allow you to install additional frames as needed. They are available in an anodized Silver or satin powder-coated Black finish. Clear non-glare lenses, double-sided acrylic mounting tape and holes for screw mount are optional.

Directories may be composed of any combination of same-width extrusions for custom designs. Custom lengths are available to meet your specifications.

Directories



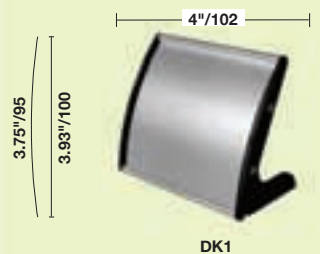


DIRM series directories are constructed from the same popular extrusions, combined in a vertical pattern and accessorized with a header. Panel widths and heights may vary. Give us a call for options and sizes, and take advantage of our custom "made to order" service.

Desk Stands



The DK series features a high quality extruded aluminum body with impact-modified plastic molded end caps that double as feet for desk or tabletop use. Available in an anodized Silver or satin powder-coated Black finish. Clear non-glare lens is optional. Custom lengths available to meet your specifications.



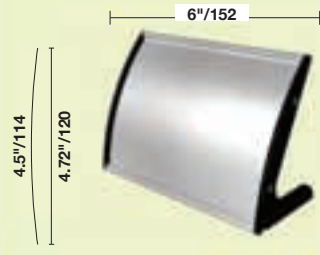
DK1



DK2




DK3



DK4



DK5



DK6

100

120



The SUSP series combine sets of back-to-back extrusions for elegant, effective signage and comes in a variety of standard formats. Available in anodized Silver or satin powder-coated Black finish. Clear non-glare lenses are optional. Custom lengths are offered to meet your specifications.



Suspended Signs

60	2.125"/54 2.36"/60	SUSP1	SUSP2	SUSP3	SUSP4	
		14"/355	16"/406	20"/508	24"/610	
		100	SUSP5	SUSP6	SUSP7	SUSP8
			21"/533	24"/610	28"/711	32"/813
120	4.5"/114 4.72"/120	SUSP9	SUSP10	SUSP11	SUSP12	
		22"/559	26"/660	30"/762	34"/864	
150	5.75"/146 5.90"/150	SUSP13	SUSP14	SUSP15	SUSP16	
		23"/584	28"/711	33"/838	38"/965	
200	7.75"/197 7.87"/200	SUSP17	SUSP18	SUSP19	SUSP20	
		20"/508	26"/660	32"/813	38"/965	
Letter	8.5"/216 8.64"/219	SUSP21	SUSP22	SUSP23	SUSP24	
		11"/279.4	20"/508	25"/635	40"/1016	

Please note: All length measurements apply to the extrusion only and exclude the endcaps.

SignPro Systems

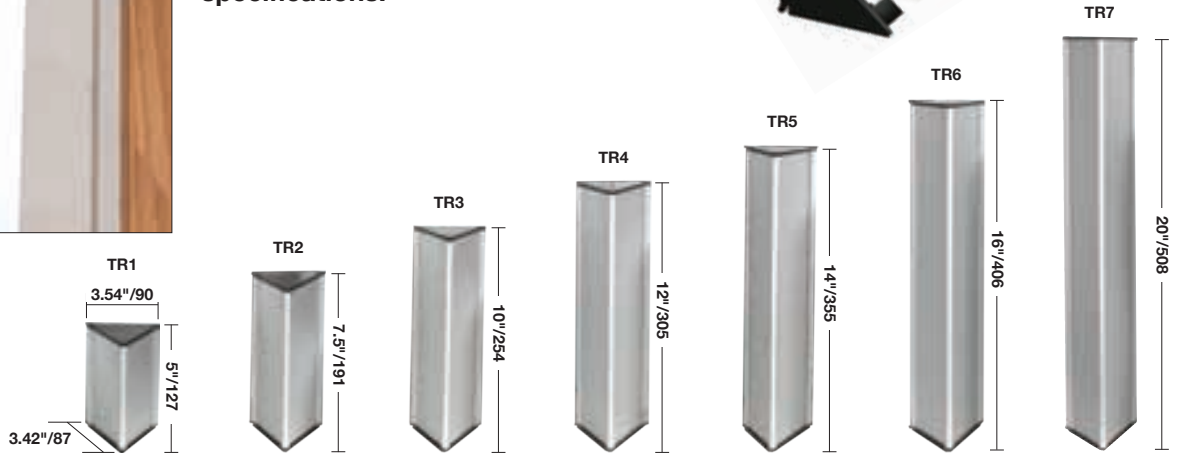
<p>SUSP25 16"/406</p>	<p>SUSP26 24"/610</p>	<p>SUSP27 24"/610</p>	<p>2.36"/60</p> <p>2.125"/54</p>	<p>60</p> <p>60</p> <p>60</p>
<p>SUSP28 24"/610</p>	<p>SUSP29 28"/711</p>	<p>SUSP30 32"/813</p>	<p>3.93"/100</p> <p>3.75"/95</p>	<p>100</p> <p>100</p>
<p>SUSP31 26"/660</p>	<p>SUSP32 30"/762</p>	<p>SUSP33 34"/864</p>	<p>4.72"/120</p> <p>4.50"/114</p>	<p>120</p> <p>120</p>
<p>SUSP34 28"/711</p>	<p>SUSP35 34"/864</p>	<p>SUSP36 38"/965</p>	<p>5.90"/150</p> <p>5.75"/146</p>	<p>150</p> <p>150</p>
<p>SUSP37 24"/610</p>	<p>SUSP38 32"/813</p>	<p>SUSP39 40"/1016</p>	<p>7.87"/200</p> <p>7.75"/197</p>	<p>200</p> <p>200</p>
<p>SUSP40 11"/279.4</p>	<p>SUSP41 26"/660</p>	<p>SUSP42 40"/1016</p>	<p>8.64"/219</p> <p>8.5"/216</p>	<p>Letter</p> <p>Letter</p>
<p>SUSP43 25"/635</p>	<p>SUSP44 30"/762</p>	<p>SUSP45 40"/1016</p>	<p>7.87"/200</p> <p>7.75"/197</p> <p>4.72"/120</p> <p>4.50"/114</p>	<p>200</p> <p>120</p> <p>120</p>
<p>SUSP46 20"/508</p>	<p>SUSP47 25"/635</p>	<p>SUSP48 30"/762</p>	<p>8.64"/219</p> <p>8.5"/216</p> <p>4.72"/120</p> <p>4.50"/114</p>	<p>Letter</p> <p>120</p> <p>120</p>

Triangular Signs



The stylish, "easy view" TR system can be mounted to either a wall or a ceiling and is visible from two directions. It features a triangular aluminum extruded body with impact-modified plastic molded end caps. Available in an anodized Silver and silk Black finish and offered in a wide choice of standard lengths from 5" to 20".

Custom lengths are available to meet your specifications.



Please note: All length measurements apply to the extrusion only and exclude the endcaps.

Light Boxes



Synthesis Pro CCFL Acrylic Lightboxes

Exceptionally styled acrylic lightboxes w/polished, beveled edges, chrome Silver fittings and a standard 110V power supply. Synthesis 1 and 2 come with both wall mounts and tabletop legs. Synthesis 3 is a tabletop only unit, Synthesis 4 is for wall mounting only.

Micro: (B6) Graphic size:
7.75"W X 6"H Order ref: SYNTH-PR-1

Small: (A4) Graphic size:
10.75"W X 8.75"H Order ref: SYNTH-PR-2

Med: (A3) Graphic size:
12.75"W X 9.25"H Order ref: SYNTH-PR-3

Large: (A2) Graphic size:
20"W X 14.25"H Order ref: SYNTH-PR-4

Synthesis Fast-Mag Magnetic Front Lightboxes

12V, wall mountable lightbox, featuring a magnetic aluminum frame. Available in (4) sizes, kits include built-in CCFL bulbs, a connecting cable and 110V UL approved transformer with back and side plug ports. Overall graphic size is shown.

- SYNTH-FM-1 (graphic: 7.875"H x 11.9375"W)
- SYNTH-FM-2 (graphic: 11.375"H x 16.25"W)
- SYNTH-FM-3 (graphic: 16.25"H x 23.125"W)
- SYNTH-FM-4 (graphic: 23.0625"H x 32.75"W)

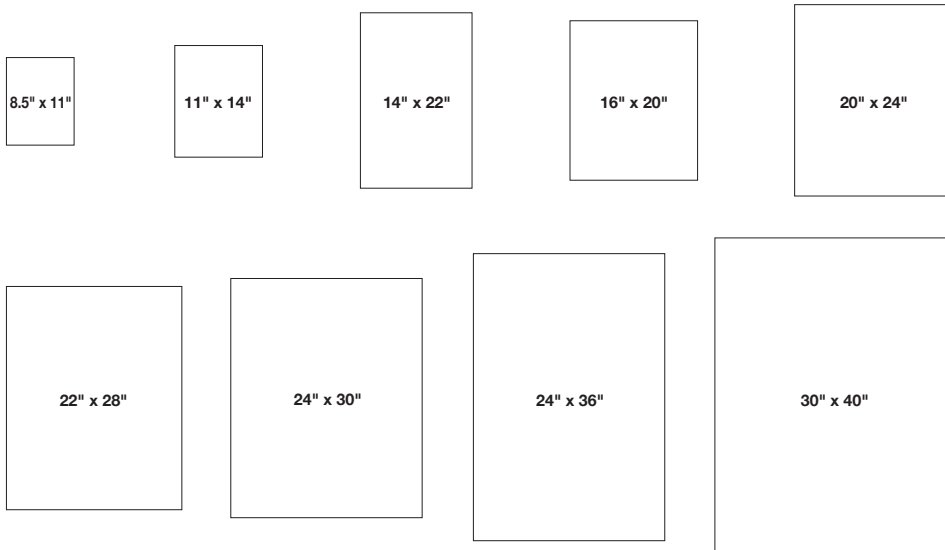


Trappa: Snap Edge Poster Frame



Trappa 1 features square, molded corners and is available in a satin Black or Silver finish.


Trappa 2 features precision mitered corners and comes in a deluxe anodized Silver finish.



TRAPPA poster frames snap open from the front to allow quick and easy graphic changes. No tools are required. This sleek framing system features a set of spring-loaded aluminum extrusions mounted to a high-impact polystyrene backer.


Available in a wide range of standard sizes the frames come complete with a clear protective lens.


Additional Sign Products



Synergy

The Synergy is a double-sided, aluminum 'A' frame signboard that features easy snap edge technology with a Silver anodized finish. The Synergy accepts graphics of 24" w x 34" h
Order ref: SYN-2





Leader

The Leader is a versatile pedestrian guidance system featuring a retractable 'seat belt' style barrier. Each barrier can be linked to the next upright to direct traffic flow. Maximum barrier length 82". The Leader is available in Black posts with a Red leader.

**Wind Dancer:
Highly Visible Telescopic Flagpole**

WIND DANCER is a great option for indoor and outdoor banner display. It offers an adjustable height of up to 16' and comes with a hollow, fillable base to stabilize the unit with water or sand. The constructed unit is easy to position, erect and remove. Complete user instructions included. Looks great with single-sided flag material or double-sided dye-sublimated fabric mounted with an opaque liner.

Graphic size: 43" w x up to 144" h. (Allow 2" along the top and left side for grommets along the top and inside edges). Order ref: WIND-MX



**Wind Dancer Spire:
Double-Sided
Wind Dancer
Option**

Allows a standard Wind Dancer unit to be converted to a doubled-sided "V" shaped banner.



**Wind Dancer Lanyard
Flagpole Option**

Allows a standard Wind Dancer unit to be converted into a flagpole. Order ref: WND-MX-FPCK



**Rocket: Eye Catching, Spring
Activated Outdoor Sign System**

The three legs can be filled with water or sand for extra stability and the spring-loaded graphic support provides the flexibility needed to handle the change of outdoor elements.

Works best with lightweight rigid substrates such as foam board for indoor usage or corrugated plastic for outdoor usage. The graphic size may vary and the design allows creative custom contour die cuts.

Recommended maximum size: 24" w x 36" h.

May be used single or double-sided. Comes complete with adhesive tape rings for immediate mounting. Order ref: RCKT



Monsoon: Large Format Indoor/Outdoor A-Frame Billboard

Single or double billboard featuring a strong aluminum frame that is both easy and quick to assemble. Ideal with a vinyl banner that can be secured into place by bungee cords and banner grommets. (Banner and bungee not included). Graphic size: 92.125" w x 32" h Order ref: MONSN-2



Zoom: Spinning Banner

ZOOM can be used indoors or out. The unique design allows the graphic to rotate into the wind. Comes complete with a durable, vinyl stabilizing ring, outdoor stake and a bag. Stands over 8' tall when used with the floor base, and 10' tall when using the ground spike. Both the floor base and an outdoor spike are included in the kit.

Graphic size : 45.75" x 81"

Order ref: ZOOM



**Whirlwind: Heavy Duty
Double-Sided Swing Sign**

The Whirlwind features robust aluminum and powder-coated steel construction. The front-loading snap frames allow quick and easy graphic changes.

The dual spring design flexes to help withstand wind gusts while the compact, durable base can be filled with water or sand for extra stability (also comes with wheels for easy installation and removal.)

Graphic Size: 23.125" w x 32.875" h (+bleed).

Visual area: 22.5" w x 32.25" h

Order ref: WHRL-WND



**Observe Grand:
Heavy Duty, Eye-Catching
Info Center**

A sleek info center featuring robust steel construction, a sturdy base and an adjustable shelf. Graphic dimensions 22" w x 28" h x 1/4". The graphic insert conveniently slides in from the top.

Observe Grand in silk black: OBG-B

Observe Grand in brilliant white: OBG-W

Extra shelf in black: OBG-SH-B

Extra shelf in white: OBG-SH-W



**Pegasus:
Fully Adjustable
Telescopic Banner
Stand**

PEGASUS can be used as a single or double-sided unit. The dual telescopic poles (horizontal and vertical) will adjust from a visual minimum of 52.5" w up to 95" w, by 36" to 96" h. (+bleed). Available in a Silver or satin Black finish. Comes complete with a carry bag.

Silver finish: PGSUS-S

Black finish: PGSUS-B



**Pegasus Mini:
Fully Adjustable Telescopic
Banner Stand**

PEGASUS MINI offers the same features as Pegasus in a narrower format: 27.5" w up to 48" w and 36.5" h up to 96" h. Available in a Silver or satin Black finish. Comes complete with a carry bag.

Silver finish: PGSUS-MIN-S

Black finish: PGSUS-MIN-B



**Wedge: Heavy Duty
Sign Clamp**

Cleverly designed, cost effective steel sign support. Easy to assemble. Allows variable graphic sizes and creative cut-out contours.

Available only in black.

Order ref: WED-B



**Observe Pro: Versatile,
Snap Together
Poster Stand**

With a lightweight snap-together design, the Observe Pro offers multiple options to display your information. The molded sign clamp will hold a 1/8" thick mounted graphic, while the stylish curved header will accept 8.5"x11" flexible material. The adjustable brochure holder allows you to dispense your 8.5"x11" printed materials.

Order ref: OBS-LP-SYS



**Mistral:
Street Pole Banner**

Mistral is ideal for street and parking lot decoration and features stainless steel, rust-free cast aluminum and fiberglass construction and comes with bands for easy installation. The 36" fiberglass banner arms can be cut down for narrower graphics. Graphic height is variable. Maximum width is 36".

Order ref: OUT-PST-BNR



- Hotels & Hospitality
- Hospitals & Clinics
- Schools
- Corporate Campuses
- Commercial Properties
- Multi-Unit Housing
- Senior Housing
- Banks
- Municipal & Government Buildings
- Resort Complexes
- Retail Outlets



Brought to you by:

We reserve the right to change product design or discontinue a product at any time without further notice.

For the newest product options and technical specifications, visit us at: www.signmakers-handbook.com